


www.gov.uk/studentfinance






STUDENT FINANCE ENGLAND

AN INTRODUCTION


Student Finance England (SFE) provides financial support on behalf of the UK Government to students from England entering higher education in the UK.

- The two main costs you'll have while studying are tuition fees and living costs.
- **There's student finance available to help students with both*.**
- Depending on your circumstances, course and where you study, you may be able to get a range of financial help and support.




*Full-time students only - part-time students can get tuition fee and DSA support from SFE.

TUITION FEE Loan



Maintenance Loan

Extra support





TUITION FEES AND LOANS

AN OVERVIEW


With tuition fees of up to £9,250, how can you afford to go to uni?

- Eligible students **won't** have to pay any tuition fees up front.
- A Tuition Fee Loan is available to cover the fee charged by your university or college.*
- A Tuition Fee Loan doesn't depend on household income.
- SFE pay the Tuition Fee Loan directly to your university or college.
- The loan is repayable, but only when your income is over £21,000 a year.




*Up to £9,250 for full-time courses at a publicly-funded uni or college or up to £6,165 for approved courses at private providers.

Tuition Fee Loan



MAINTENANCE
Loan

Extra support





MAINTENANCE LOAN

AN OVERVIEW

A Maintenance Loan is available to help with your living costs while at uni or college.

- All eligible students can get some maintenance support.
- The amount of Maintenance Loan you can get depends on where you live and study.
- The Maintenance Loan is paid directly into your bank account each term.
- Maintenance Loans have to be paid back but not until you've finished or left your course and your income is over £21,000 a year.





MAINTENANCE LOAN

MAXIMUM LEVELS FOR 2017/18



Parental home

Live at home while you study

Up to
£7,097



Elsewhere

Live away from home & study outside London

Up to
£8,430



London


Live away from home & study in London

Up to
£11,002




2018/19

Tuition Fee Loan



Maintenance Loan

EXTRA support





EXTRA SUPPORT

BURSARIES AND SCHOLARSHIPS

Many universities and colleges offer financial support to their students through bursaries and scholarships.

Bursaries:

- linked to personal circumstances and, often, household income
- awards can include discounted tuition fees, accommodation or cash

Scholarships:

- linked to academic results or ability in an area such as sport or music
- can be subject specific and are usually limited in numbers



Check university/college websites and ask at open days to see what they offer and how/when to apply....don't miss out!!

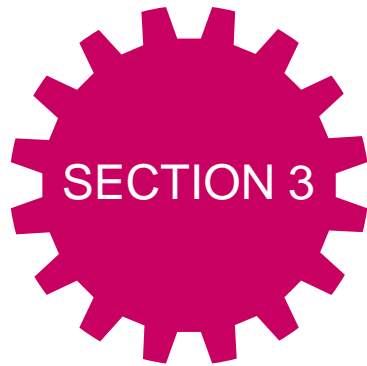


EXTRA SUPPORT

Other financial help and support may also be available if you:

- have children or an adult depends on you
- have a disability, including a long-term health condition, mental-health condition or specific learning difficulty
- study a Social Work course





SECTION 3


HOW DO YOU REPAY YOUR LOANS?

STUDENT LOAN REPAYMENTS




2018/19

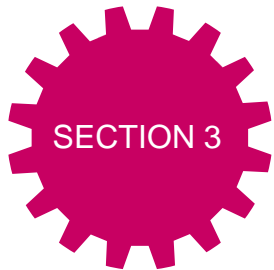
The **FACTS**



The **FIGURES**

The **INTEREST**






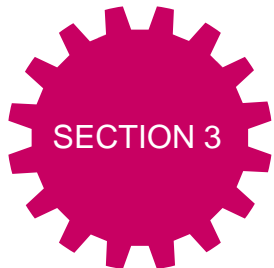
STUDENT LOAN REPAYMENTS

AN OVERVIEW

- You won't make repayments until your income is over **£25,000** a year.
- If you study a full-time course, you will be due to start repaying in the April after graduating or leaving your course.
- You'll repay 9% of your income over £25,000 and if you're employed deductions will be made from your pay through the HMRC tax system.*
- If your income falls to £25,000 or below, your repayments will stop.
- Any outstanding loan balance will be cancelled 30 years after entering repayment.




*If you move/work overseas you will repay 9% of your earnings over the repayment threshold for the country you are living in.



STUDENT LOAN REPAYMENTS


THE FIGURES

Income each year before tax	9% will be deducted from	Monthly repayment (Approx)
£25,000	£0	£0
£26,000	£1,000	£7
£27,500	£2,500	£18
£31,000	£6,000	£45
£34,000	£9,000	£67




Income
£29,000

9% Deducted
from?




Monthly
repayment?




Interest is applied to your loan at a maximum rate of RPI +3%
More info can be found on www.slc.co.uk/repayment

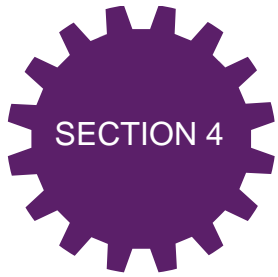
Consider the **COSTS**



Plan a **BUDGET**

Remember **KEY POINTS**





MANAGING YOUR MONEY

CONSIDER THE COSTS

It's important to think about the costs you are likely to face while at uni and how to manage your money.

Remember, you'll get a Maintenance Loan payment each term and you'll need to pay for things such as...

- books and other study/course materials
- accommodation, phone bill, food and drink
- sports, leisure and social activities



There will also be costs you may not have thought of yet, such as insurance or a TV Licence...so think about planning a budget!



KEY POINTS TO REMEMBER

- It's important you make the right university/college and course choice.
- Tuition Fee Loans are available to all eligible students.
- Research all finance available – especially bursaries & scholarships.
- Apply online & on time – no need to wait for a confirmed place.
- **And....** repayments will be linked to your income, not what you owe!

